

British Polythene Limited
t/a Visqueen Building Products

Heanor Gate
Derbyshire DE75 7RG

Tel: 0333 202 6800 Fax: 0333 202 6886
e-mail: enquiries@visqueenbuilding.co.uk
website: www.visqueen.com



Agrément Certificate

15/5208

Product Sheet 2

VISQUEEN WATERPROOFING MEMBRANES

VISQUEEN GAS RESISTANT SELF ADHESIVE MEMBRANE

This Agrément Certificate Product Sheet⁽¹⁾ relates to Visqueen Gas Resistant Self Adhesive Membrane, a self-adhesive, polymer-modified bitumen membrane, incorporating an aluminium foil layer on a polymer backing film, for use as a gas-resistant, damp-proof and waterproof membrane, and as an externally applied tanking membrane.

(1) Hereinafter referred to as 'Certificate'.

CERTIFICATION INCLUDES:

- factors relating to compliance with Building Regulations where applicable
- factors relating to additional non-regulatory information where applicable
- independently verified technical specification
- assessment criteria and technical investigations
- design considerations
- installation guidance
- regular surveillance of production
- formal three-yearly review.



KEY FACTORS ASSESSED

Resistance to water and water vapour — the product, including joints, will resist the passage of moisture into a structure (see section 6).

Resistance to underground gases — the product is capable of restricting the ingress of radon, carbon dioxide and methane into the structure (see section 7).

Resistance to mechanical damage — the product will accept, without damage, the limited foot traffic and loads associated with installation, and the effects of thermal and other minor movement likely to occur in practice (see section 8).

Adhesion — the adhesion of the product to the substrate and to itself is satisfactory (see section 9).

Effects of temperature — the product remains flexible and capable of being formed at the minimum recommended temperature (see section 10).

Durability — under normal service conditions, the membrane will remain effective against the ingress of water and water vapour, and will restrict the ingress of radon, methane and carbon dioxide during the lifetime of the structure in which it is installed (see section 12).

The BBA has awarded this Certificate to the company named above for the product described herein. This product has been assessed by the BBA as being fit for its intended use provided it is installed, used and maintained as set out in this Certificate.

On behalf of the British Board of Agrément

Date of Third issue: 20 January 2022

Originally certificated on 20 April 2015

Hardy Giesler
Chief Executive Officer

The BBA is a UKAS accredited certification body – Number 113.

*The schedule of the current scope of accreditation for product certification is available in pdf format via the UKAS link on the BBA website at www.bbacerts.co.uk
Readers MUST check the validity and latest issue number of this Agrément Certificate by either referring to the BBA website or contacting the BBA directly.*

Any photographs are for illustrative purposes only, do not constitute advice and should not be relied upon.

British Board of Agrément

Bucknalls Lane
Watford
Herts WD25 9BA

tel: 01923 665300
clientservices@bbacerts.co.uk
www.bbacerts.co.uk

©2022

Regulations

In the opinion of the BBA, Visqueen Gas Resistant Self Adhesive Membrane, if installed, used and maintained in accordance with this Certificate, can satisfy or contribute to satisfying the relevant requirements of the following Building Regulations (the presence of a UK map indicates that the subject is related to the Building Regulations in the region or regions of the UK depicted):



The Building Regulations 2010 (England and Wales) (as amended)

| | | |
|---------------------|--------------|--|
| Requirement: | C1(2) | Site preparation and resistance to contaminants |
| Comment: | | The product, including joints, can contribute to a structure satisfying this Requirement. See section 7.1 of this Certificate. |
| Requirement: | C2(a) | Resistance to moisture |
| Comment: | | The product, including joints, will enable a structure to satisfy this Requirement. See section 6 of this Certificate. |
| Regulation: | 7(1) | Materials and workmanship |
| Comment: | | The product is of an acceptable material. See section 12 and the <i>Installation</i> part of this Certificate. |



The Building (Scotland) Regulations 2004 (as amended)

| | | |
|--------------------|-------------|--|
| Regulation: | 8(1) | Durability, workmanship and fitness of materials |
| Comment: | | The product can contribute to a construction satisfying this Regulation. See section 12 and the <i>Installation</i> part of this Certificate. |
| Regulation: | 9 | Building standards applicable to construction |
| Standard: | 3.1 | Site preparation — harmful and dangerous substances |
| Standard: | 3.2 | Site preparation — protection from radon gas |
| Comment: | | The product, including joints, can contribute to satisfying the requirements of these Standards, with reference to clauses 3.1.2 ⁽¹⁾⁽²⁾ , 3.1.6 ⁽¹⁾⁽²⁾ , 3.1.7 ⁽¹⁾⁽²⁾ , 3.1.8 ⁽¹⁾⁽²⁾ , 3.2.1 ⁽²⁾ and 3.2.2 ⁽¹⁾⁽²⁾ . See section 7.1 of this Certificate. |
| Standard: | 3.4 | Moisture from the ground |
| Comment: | | The product, including joints, will enable a structure to satisfy the requirements of this Standard, with reference to clause 3.4.7 ⁽¹⁾⁽²⁾ . See section 6 of this Certificate. |
| Standard: | 7.1(a) | Statement of sustainability |
| Comment: | | The product can contribute to satisfying the relevant requirements of Regulation 9, Standards 1 to 6, and therefore will contribute to a construction meeting a bronze level of sustainability as defined in this Standard. |
| Regulation: | 12 | Building standards applicable to conversions |
| Comment: | | Comments in relation to the product under Regulation 9, Standards 1 to 6, also apply to this Regulation, with reference to clause 0.12.1 ⁽¹⁾⁽²⁾ and Schedule 6 ⁽¹⁾⁽²⁾ . |

(1) Technical Handbook (Domestic).

(2) Technical Handbook (Non-Domestic).



The Building Regulations (Northern Ireland) 2012 (as amended)

| | | |
|--------------------|--------------------|---|
| Regulation: | 23(a)(i) | Fitness of materials and workmanship |
| Comment: | (iii)(b)(i) | The product is acceptable. See section 12 and the <i>Installation</i> part of this Certificate. |

| | | |
|--------------------|-----------|---|
| Regulation: | 26 | Site preparation and resistance to contaminants |
| Comment: | | The product, including joints, can contribute to a structure satisfying the requirements of this Regulation. See section 7.1 of this Certificate. |
| Regulation: | 28 | Resistance to moisture and weather |
| Comment: | | The product, including joints, will enable a structure to satisfy the requirements of this Regulation. See section 6 of this Certificate. |

Construction (Design and Management) Regulations 2015 Construction (Design and Management) Regulations (Northern Ireland) 2016

Information in this Certificate may assist the client, designer (including Principal Designer) and contractor (including Principal Contractor) to address their obligations under these Regulations.

See sections: 1 *Description* (1.2) and 3 *Delivery and site handling* (3.2, 3.4 and 3.5) of this Certificate.

Additional Information

NHBC Standards 2022

In the opinion of the BBA, Visqueen Gas Resistant Self Adhesive Membrane, if installed, used and maintained in accordance with this Certificate, can satisfy or contribute to satisfying the relevant requirements in relation to *NHBC Standards*, Chapter 5.1 *Substructure and ground bearing floors*, clause 5.1.20 *Damp-proofing concrete floors for use below the slab in sandwich constructions*, and 5.4 *Waterproofing of basements and other below ground structures*.

Where Grade 2 or 3 protection is required, and the below ground wall retains more than 600 mm (measured from the top of the retained ground to lowest finished floor level), the product should be used in combination with either a Type B or Type C waterproofing protection as defined in BS 8102 : 2009 and in external applications only.

The Certificate holder should be consulted for approved Type B and C solutions.

CE marking

The Certificate holder has taken the responsibility of CE marking the product in accordance with harmonised European Standard EN 13967 : 2012

Technical Specification

1 Description

1.1 Visqueen Gas Resistant Self Adhesive Membrane is a self-adhesive, SBS polymer-modified bitumen membrane incorporating an aluminium foil layer on a polymer backing film.

1.2 The membrane has the following nominal characteristics:

| | |
|--|-----------|
| Thickness (mm) | 1.2 |
| Roll length (m) | 20 |
| Roll width (m) | 1 |
| Tensile strength (N·mm ⁻²) | |
| MD | 230 ±(5%) |
| CD | 235 ±(5%) |
| Elongation (%) | |
| MD | 33±(5%) |
| CD | 36±(5%) |
| Low temperature flexibility (°C) | ≤-20 |
| Watertightness (60 kPa) | pass. |

1.3 The following ancillary items are available for use with the membrane:

- Visqueen High Performance Tanking Primer — a modified-bitumen solution used to prepare substrates prior to application of the membrane in demanding site conditions
- Visqueen Protect&Drain — used to protect the membrane during backfilling operations and also to promote drainage of water away from the structure
- Visqueen TreadGUARD 1500 — protection board
- Visqueen Top Hats — for effectively sealing service and pipe penetrations
- Visqueen Detailing Strip — for effectively sealing complex junctions and stanchions.

1.4 The following ancillary items are available for use with the membrane but are outside the scope of this Certificate:

- Visqueen Pile Cap Sealer — a specialised formulation for waterproofing around pile caps
- Visqueen IGW5 and IGW10 Waterstops — swellable polymer waterstops designed to prevent the ingress of water through cast in-situ concrete construction joints, and to seal around pile cap penetrations.
- Visqueen VX25 Waterstop — a sodium bentonite hydrophilic waterstop designed to prevent the ingress of water through cast in-situ concrete construction joints, and to seal around pile cap penetrations
- Visqueen Waterstop Adhesive — used to secure and seal Visqueen Waterstops in cast in-situ concrete joints and pile cap applications.

2 Manufacture

2.1 The product is manufactured using traditional coating and laminating techniques.

2.2 As part of the assessment and ongoing surveillance of product quality, the BBA has:

- agreed with the manufacturer the quality control procedures and product testing to be undertaken
- assessed and agreed the quality control operated over batches of incoming materials
- monitored the production process and verified that it is in accordance with the documented process
- evaluated the process for management of nonconformities
- checked that equipment has been properly tested and calibrated
- undertaken to carry out the above measures on a regular basis through a surveillance process, to verify that the specifications and quality control being operated by the manufacturer are being maintained.

2.3 The management system of the manufacturer has been assessed and registered as meeting the requirements of ISO 9001 : 2015 by TUV Hessen (Certificate 731001314).

3 Delivery and site handling

3.1 Visqueen Gas Resistant Self Adhesive Membrane is delivered to site in boxed rolls on a pallet. Each roll is wrapped in a pre-printed film bearing the company details, product name and the BBA logo incorporating the number of this Certificate.

3.2 Each roll has a nominal weight of 25 kg and must be stored in an upright position at a temperature between 5°C and 40°C in dry warehouse conditions. When correctly stored, the product will have a shelf-life of 24 months.

3.3 Visqueen TreadGUARD 1500 protection boards are delivered to site in sheets stored flat on pallets.

3.4 Visqueen High Performance Tanking Primer is delivered to site in 5-litre cans.

3.5 The Certificate holder has taken the responsibility of classifying and labelling the products under the *CLP Regulation (EC) No 1272 / 2008 on the classification, labelling and packaging of substances and mixtures*. Users must refer to the relevant Safety Data Sheet(s).

Assessment and Technical Investigations

The following is a summary of the assessment and technical investigations carried out on Visqueen Gas Resistant Self Adhesive Membrane.

4 Use

4.1 Visqueen Gas Resistant Self Adhesive Membrane is satisfactory for use as a Type A waterproofing membrane as defined in BS 8102 : 2009 for waterproofing on new-build underground structures, and as a damp-proofing membrane for solid floors in accordance with the relevant clauses of CP 102 : 1973, Section 3.

4.2 The product can be used externally to provide an effective barrier to the transmission of liquid water where Grades 1 to 3 waterproofing protection is required, as defined in Table 2 of BS 8102 : 2009.

4.3 Where Grade 3 waterproofing protection is required, the environment must be controlled by the use of ventilation, dehumidification and/or air conditioning, as appropriate, to ensure dampness does not occur. See also the *Additional information* section of this Certificate relating to the *NHBC Standards 2021*.

4.4 Visqueen Gas Resistant Self Adhesive Membrane is satisfactory for use as a gas-resistant barrier to restrict the ingress of radon, methane and carbon dioxide gases into buildings from landfill and naturally-occurring sources.

4.5 Buildings in areas of risk from gases detailed in clause 4.4 should be constructed in accordance with the recommendations of BRE Report BR 211 : 2015 and following the guidance set out in BS 8485 : 2015.

4.6 The product is compatible with concrete, smooth brick and blockwork or screeded substrates, and is resistant to those chemicals likely to be present in normal service conditions. However, care must be taken to prevent contact with oils and other hydrocarbons. See also section 13.4.

4.7 The membrane must always be fully protected from mechanical damage and exposure to UV radiation immediately after it is installed, in accordance with the Certificate holder's instructions.

5 Practicability of installation

The membrane is designed to be installed by a contractor, experienced with this type of product.

6 Resistance to water and water vapour



6 The product, including joints, when completely sealed and consolidated, will adequately resist the passage of moisture into a construction and so satisfy the requirements of the national Building Regulations.

7 Resistance to underground gases



7.1 The product will restrict the ingress of radon, methane and carbon dioxide gases into buildings from landfill and naturally-occurring sources.

7.2 Measured gas permeability on unjointed membrane is given in Table 1.

Table 1 Gas permeability of Visqueen Gas Resistant Self Adhesive Membrane

| Gas | Method | Result ⁽¹⁾ |
|---------|-----------------|---|
| Methane | ISO 15105-1 (B) | < 5 ml·m ² ·day ⁻¹ ·atm ⁻¹ |

(1) BS 8485 : 2015 requires that the methane gas transmission rate measured in accordance with ISO 15105-1 : 2007 for gas resistant membranes is <40 ml·m²·day⁻¹·atm⁻¹.

7.3 In the opinion of the BBA, the membrane satisfies the criteria for a radon gas-resistant membrane of BRE Report BR 211 : 2015.

8 Resistance to mechanical damage

8.1 When installed, the membrane is capable of accommodating the minor movement likely to occur under normal service conditions.

8.2 The product can be punctured by sharp objects and care should be taken when handling building materials over the exposed surface.

8.3 Provided there are no sharp objects present on the membrane's surface prior to and during installation of the protective layer, the product will not be damaged by normal foot traffic.

9 Adhesion

The adhesion of the product to the substrate and to itself, with joints as described in this Certificate, is satisfactory.

10 Effects of temperature

10.1 The product remains flexible at the minimum recommended installation temperature.

10.2 At low temperatures, temporary batten support at the top of the membrane is recommended prior to protection and backfilling.

11 Maintenance

As the product is confined within the structure or otherwise protected and has suitable durability (see section 12), maintenance is not required. However, any damage occurring before enclosure must be repaired (see section 16).

12 Durability



The membrane, when fully protected and subjected to normal service conditions, will provide an effective barrier to the transmission of liquid water and water vapour, radon, methane and carbon dioxide for the life of the structure in which it is incorporated.

Installation

13 General

13.1 The membrane must be installed in accordance with the relevant requirements of BS 8102 : 2009, CP 102 : 1973, section 3, the Certificate holder's instructions and this Certificate. Additional guidance on the use of damp-proof membranes is available in BS 8000-0 : 2014 and BS 8000-4 : 1989.

13.2 Buildings in areas of risk from landfill gas should be designed and constructed in accordance with BRE Report 211 : 2015 and following the guidance of BS 8485 : 2015.

13.3 Where the product is required to act as a gas-resistant membrane, particular care should be taken to ensure that it is incorporated into the building as part of a complete system to prevent the ingress or build-up of contaminants. This may require additional methods such as sumps and ventilation.

13.4 An initial site survey must be carried out by a suitably qualified individual to establish the required level of protection.

13.5 On sites where chemicals or other contaminants are present, a suitably qualified person must assess the compatibility of the product for these conditions in conjunction with the Certificate holder.

13.6 Concrete or screeded surfaces must have a smooth finish, free from loosely adhering material and sharp protrusions. The substrate must be dry and dust-free.

13.7 Vertical surfaces of brickwork, blockwork and, if necessary, masonry, should be rendered to provide an even surface. Brickwork or blockwork not rendered must be flush pointed to give a smooth surface without sudden changes in level.

13.8 The membrane can be installed in all normal site conditions. The air temperature should be above 5°C and below 35°C to prevent the risk of surface condensation.

13.9 The membrane must be covered by a screed or other protective layer as soon as possible after installation. If blockwork protection is used, care must be taken to avoid damage to the membrane during construction.

14 Procedure

14.1 Surfaces must be primed with Visqueen High Performance Tanking Primer, typically at a coverage rate of between 6 and 8 m² per litre, and allowed to dry before the application of the membrane.

14.2 The release film is removed prior to applying the membrane to the prepared substrate. In all cases, as the sheet is laid the membrane must be pressed firmly from the middle to prevent trapping air.

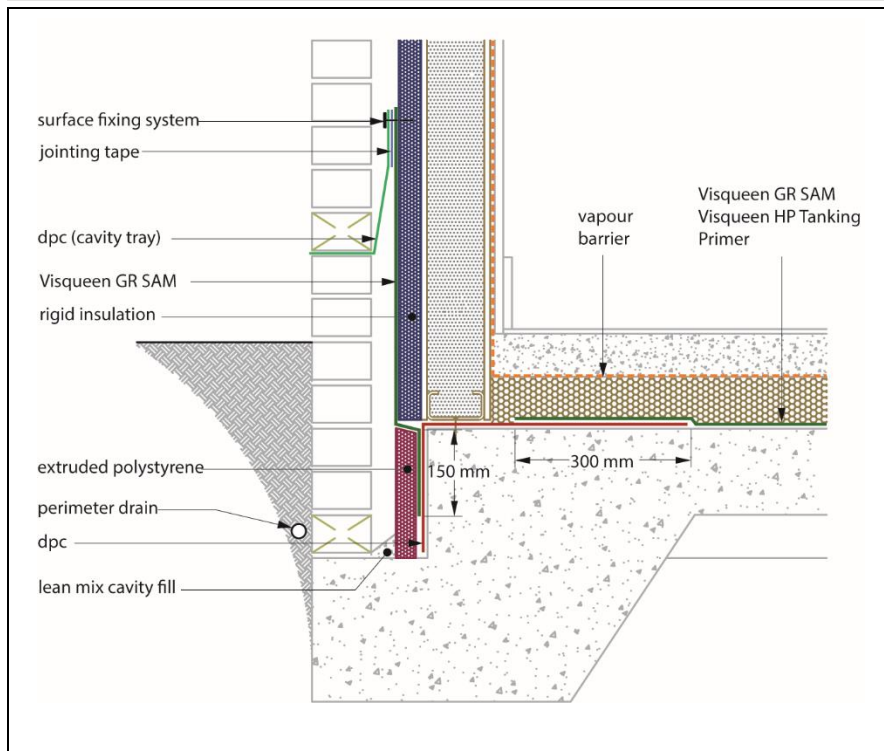
14.3 Overlaps should be a minimum of 150 mm. The surface to be overlapped should be dust-free and the membrane pressed down to ensure a watertight bond.

15 Application

Solid concrete floors

15.1 It is essential that the membrane in the floor should be continuous with the damp-proof course in the surrounding walls. This is achieved by continuing the membrane up internal wall surfaces to tie in with the damp-proof course. A sand/cement screed or Visqueen TreadGUARD 1500 protection layer should be laid immediately after the installation to prevent damage (see Figure 1).

Figure 1 Typical perimeter detail, metal frame stud framing system



External tanking

15.2 When the foundation block extends beyond the concrete structure, the membrane should be applied to the horizontal surface and extended up the outer face of the wall and cut into it.

15.3 A protection wall of brickwork, blockwork, Visqueen Protect&Drain or TreadGUARD 1500 should be used against all the membranes, to protect them against puncture during backfilling, or subsequently by the backfill (see Figures 2 and 3).

Figure 2 Typical externally-tanked lift pit

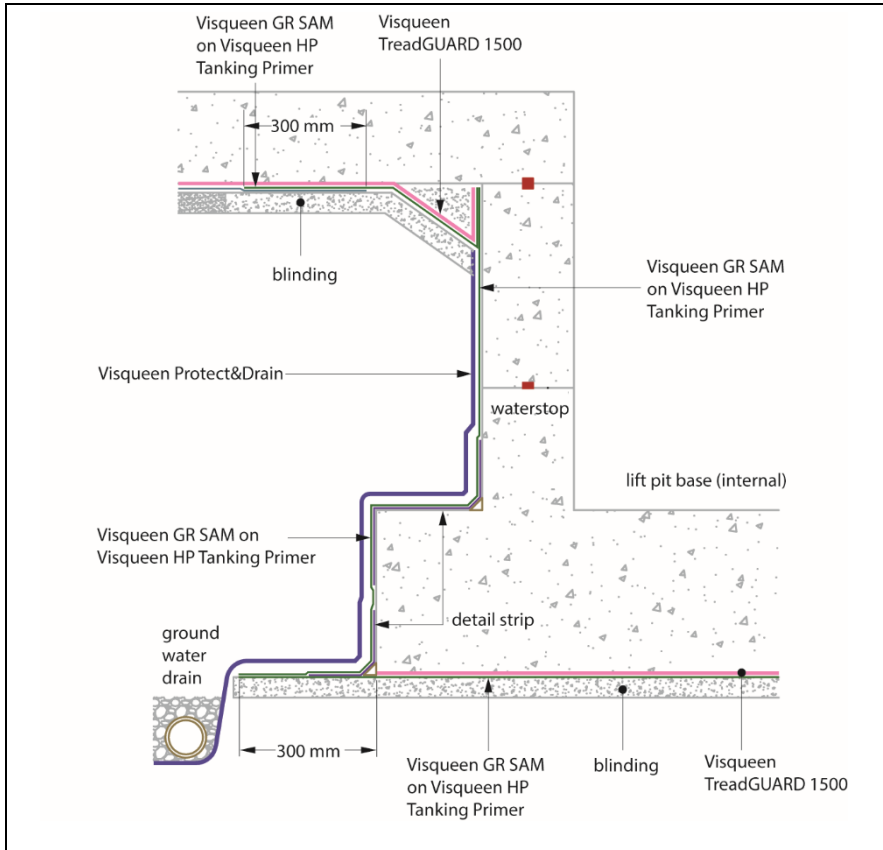
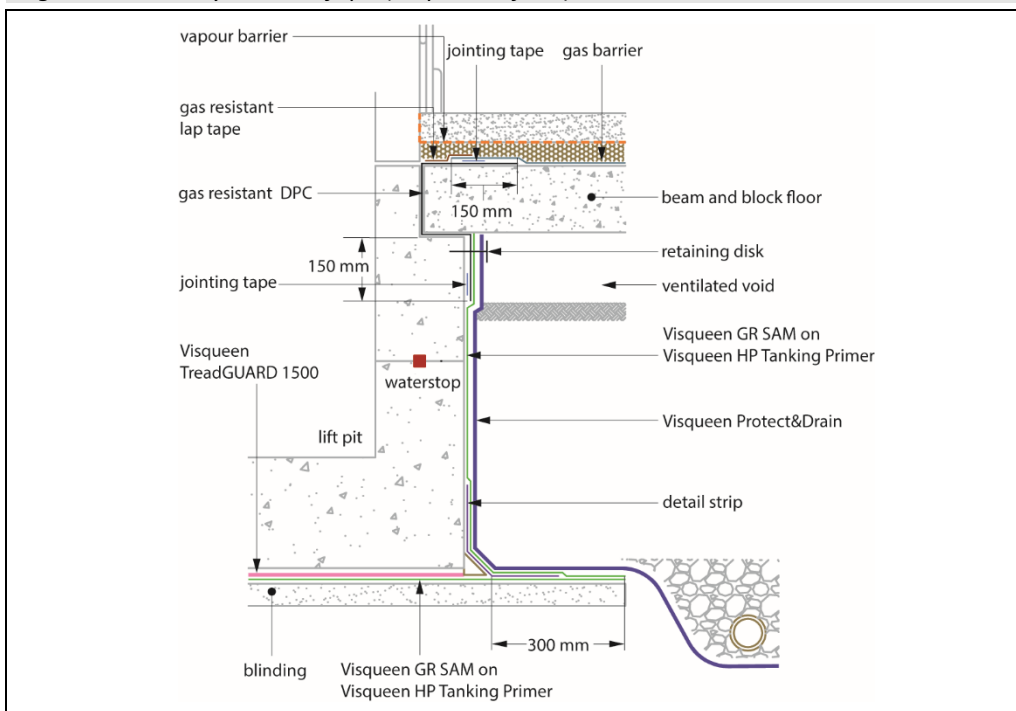


Figure 3 Externally-tanked lift pit (suspended floor)



Detailing and service penetrations

15.4 Detailed consideration must be given to all service penetrations in tanking installations including the use of Visqueen Top Hat units. The advice of the Certificate holder must be sought for suitable details and products that are outside the scope of this Certificate.

16 Repair

Minor damage to the product can be repaired by patching prior to the application of protection and backfilling. Badly damaged areas must be replaced prior to the application of protection and backfilling. Once covered, the product cannot be repaired.

Technical Investigations

17 Tests

17.1 Tests were carried out on Visqueen Gas Resistant Self Adhesive Membrane and the results assessed to determine:

- thickness
- resistance to chisel impact
- tensile properties
- impact resistance
- watertightness including joints
- flexibility at low temperature
- resistance to fatigue
- shear strength of joints
- peel strength on concrete.

17.2 An assessment was made of test data to BS EN 13969 : 2004 from independent test laboratories in relation to:

- dimensions
- tear resistance
- peel resistance of joints
- water vapour resistance
- tensile properties
- dimensional stability
- resistance to static loading.

18 Investigations

18.1 An evaluation was made of the results of test data regarding radon and methane in relation to the product.

18.2 The manufacturing process was evaluated, including the methods adopted for quality control, and details were obtained of the quality and composition of the materials used.

Bibliography

BRE Report BR 211 : 2015 *Radon : Guidance on protective measures for new buildings*

BS 8000-0 : 2014 *Workmanship on construction sites — Introduction and general principles*

BS 8000-4 : 1989 *Workmanship on building sites — Code of practice for waterproofing*

BS 8102 : 2009 *Code of practice for protection of below ground structures against water from the ground*

BS 8485 : 2015 + A1 : 2019 *Code of practice for the design of protective measures for methane and carbon dioxide ground gases for new buildings*

BS EN 13969 : 2004 *Flexible sheets for waterproofing — Bitumen damp proof sheets including bitumen basement tanking sheets — Definitions and characteristics*

ISO 9001 : 2015 *Quality Management Systems — Requirements*

CP 102 : 1973 *Code of practice for protection of buildings against water from the ground*

EN 13967 : 2012 + A1 : 2017 *Flexible sheets for waterproofing — Plastic and rubber damp proof sheets including plastic and rubber basement tanking sheet — Definitions and characteristics*

ISO 15105-1 : 2007 *Plastics — Film and sheeting — Determination of gas-transmission rate — Part 1 : Differential-pressure methods*

19 Conditions

19.1 This Certificate:

- relates only to the product/system that is named and described on the front page
- is issued only to the company, firm, organisation or person named on the front page – no other company, firm, organisation or person may hold or claim that this Certificate has been issued to them
- is valid only within the UK
- has to be read, considered and used as a whole document – it may be misleading and will be incomplete to be selective
- is copyright of the BBA
- is subject to English Law.

19.2 Publications, documents, specifications, legislation, regulations, standards and the like referenced in this Certificate are those that were current and/or deemed relevant by the BBA at the date of issue or reissue of this Certificate.

19.3 This Certificate will remain valid for an unlimited period provided that the product/system and its manufacture and/or fabrication, including all related and relevant parts and processes thereof:

- are maintained at or above the levels which have been assessed and found to be satisfactory by the BBA
- continue to be checked as and when deemed appropriate by the BBA under arrangements that it will determine
- are reviewed by the BBA as and when it considers appropriate.

19.4 The BBA has used due skill, care and diligence in preparing this Certificate, but no warranty is provided.

19.5 In issuing this Certificate the BBA is not responsible and is excluded from any liability to any company, firm, organisation or person, for any matters arising directly or indirectly from:

- the presence or absence of any patent, intellectual property or similar rights subsisting in the product/system or any other product/system
- the right of the Certificate holder to manufacture, supply, install, maintain or market the product/system
- actual installations of the product/system, including their nature, design, methods, performance, workmanship and maintenance
- any works and constructions in which the product/system is installed, including their nature, design, methods, performance, workmanship and maintenance
- any loss or damage, including personal injury, howsoever caused by the product/system, including its manufacture, supply, installation, use, maintenance and removal
- any claims by the manufacturer relating to CE marking.

19.6 Any information relating to the manufacture, supply, installation, use, maintenance and removal of this product/system which is contained or referred to in this Certificate is the minimum required to be met when the product/system is manufactured, supplied, installed, used, maintained and removed. It does not purport in any way to restate the requirements of the Health and Safety at Work etc. Act 1974, or of any other statutory, common law or other duty which may exist at the date of issue or reissue of this Certificate; nor is conformity with such information to be taken as satisfying the requirements of the 1974 Act or of any statutory, common law or other duty of care.