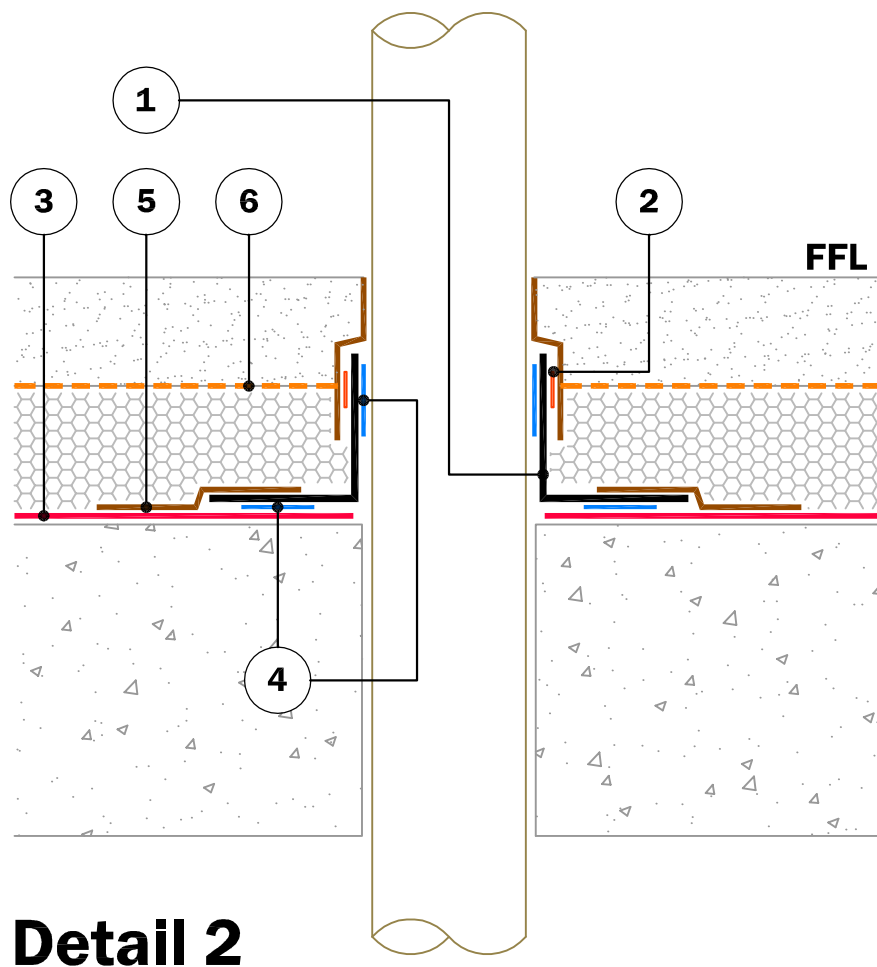
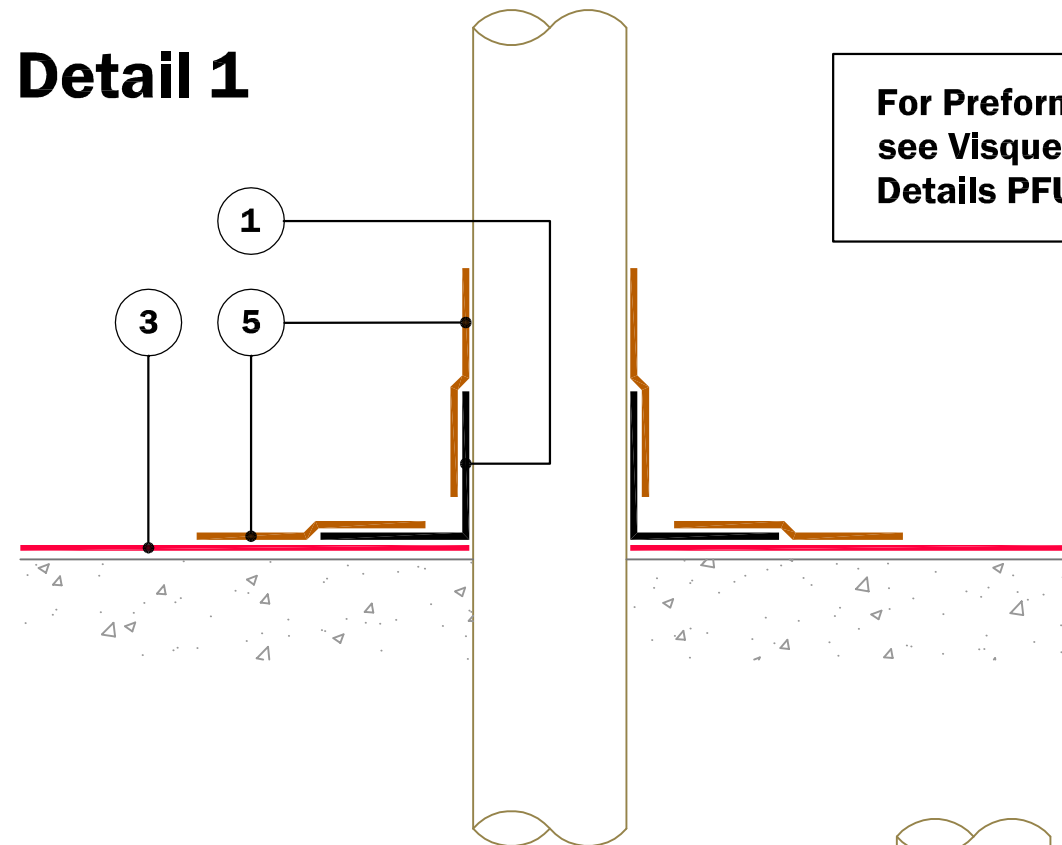


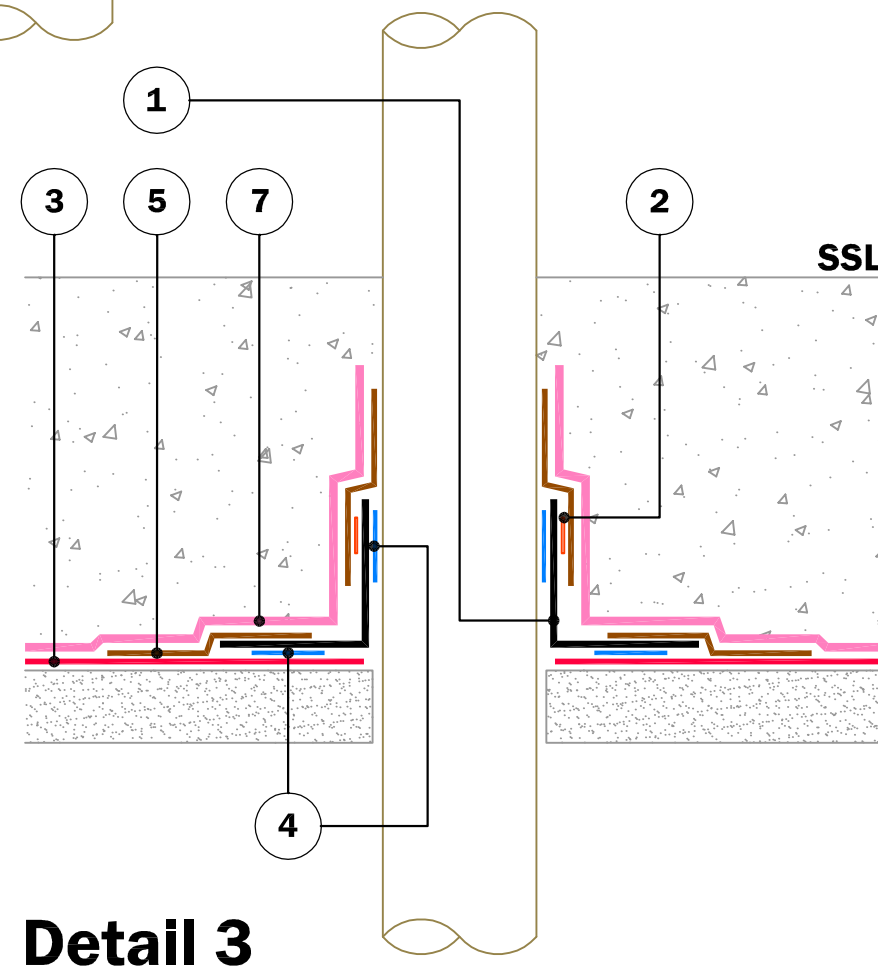
**KEY TO MATERIALS :-**

1	Visqueen Ultimate Preformed Top Hat.
2	Jubilee clip.
3	Visqueen Ultimate RadonBlok 600.
4	Visqueen RadonBlok Double Sided Tape.
5	Visqueen Pro Single Sided Tape.
6	Visqueen Vapour Barrier or HP Vapour Barrier.
7	Visqueen TreadGUARD 1500.

**Detail 1**



**Detail 2**



**Detail 3**

© Copyright reserved. This drawing may not be reproduced or amended without prior written permission.

Detail issued for Guidance Only. Designer's Approval Required.

Site construction sequencing should be assessed before the appropriate Visqueen Standard Detail is selected & approved by the Designer.

In order to develop a robust design for protecting a structure against groundwater, a Risk Assessment must be carried out in line with the guidance given in BS8102:2009.

The Designer may need to specify one or a combination of waterproofing measures.

All Visqueen materials must be installed in strict accordance with the manufacturer's instructions. Refer to the current Visqueen datasheets.

Do Not Scale - Use Figured Dimensions Only.

**Standard Detail**



[www.visqueen.com](http://www.visqueen.com)

Scale : NTS

Date : Dec.2018

Drawing No : RADBLOK-51



**Typical Pipe Sleeve Details (Top Hat).**

**VISQUEEN**  
0333 202 6800  
[www.visqueen.com](http://www.visqueen.com)  
[enquiries@visqueen.com](mailto:enquiries@visqueen.com)